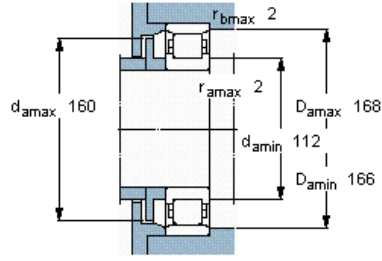
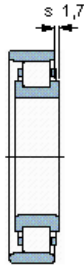
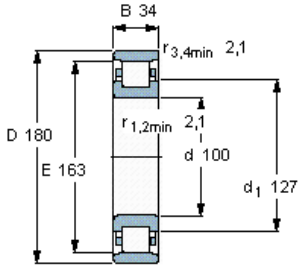


Cylindrical roller bearings, single row

Principal dimensions			Basic load ratings		Designation	Angle ring
d	D	B	dynamic C	static C0	<b>* SKF Explorer bearing</b>	Designation
mm			kN		-	-
<b>100</b>	180	34	285	305	N 220 ECP *	-



**Calculation factor**  
 $k_r$  0,15